


All About Kid

This Is My Kid

He/She Is



His/Her Name Is



Years Old

We Love Easter

His Superpower Is

He Makes Me laugh When

His Favourite Hobby Is

*My Kid Is the Best
Because*

Easter Activity Book

Coloring Time

Enjoy spending some time creating your own artwork by coloring this page.



Easter Activity Book

Labyrinth


Trace the right path to help the rabbit meet his freind by following the letters of the alphabet in the correct order.



Easter Activity Book

Pencil Control

Start from the dots and carefully trace over the lines from left to right.



The tracing practice area consists of five rows of patterns, each starting with a solid black dot on the left and ending with a solid black dot on the right. The patterns are: 1) A solid spiral line followed by four dashed spiral lines. 2) A solid line forming a series of loops, followed by four dashed lines forming the same series of loops. 3) A dashed wavy line with three peaks. 4) A dashed line with seven parallel diagonal strokes. 5) A dashed zig-zag line with six peaks. The page is decorated with illustrations of rabbits and Easter eggs. On the left side, there are four rabbits: a pink one holding two eggs, a pink one sitting in a blue egg, a grey one holding a basket, and a grey one holding three eggs. On the right side, there are four decorated Easter eggs: one with colorful circles, one with vertical stripes, one with horizontal stripes, and one with a zig-zag pattern. Small decorative elements like stars, flowers, and dots are scattered throughout the page.


Easter Activity Book

Counting Time


Count, Circle and write the results in the right place.




5 4 7




7 8 18



1 2 3



3 7 1



11 9 10





2 8 3

Easter Activity Book

Handwriting Practice

Let's Trace and learn the numbers.



1	2	3	4	5
6	7	8	9	10
11	12	13	14	15
16	17	18	19	20



Easter Activity Book

Match the Shadow

Look carefully at the images and draw a line to the matching shadow.



Easter Activity Book

Let's find the way

Count From 1 to 12 in the correct order and draw the right path



Start

		1	2	4	8	9
		→	1	6	0	7
2	3	4	2	3	5	1
8	9	11	6	4	2	3
7	5	7	6	5	10	5
0	9	8	4	2	1	0
5	7	9	10	1	11	2
4	3	8	11	9		
2	6	7	12	→		

Easter Activity Book

Spot The Differences

Look at both pictures carefully and spot the 4 differences.



Easter Activity Book

Word Search

Find And Circle the hidden words on the grid Look for them in all directions.

L	K	B	R	C	H	I	C	K	C
B	B	F	T	U	L	I	P	Y	A
T	O	R	E	B	A	J	S	Y	N
C	N	A	A	E	N	L	Y	B	D
B	N	B	S	E	G	G	O	B	Y
A	E	B	T	Z	W	G	O	Z	H
S	T	I	E	X	Z	E	C	O	P
K	G	T	R	K	V	S	K	N	E
E	F	N	V	B	U	N	N	Y	E
T	D	E	C	O	R	A	T	E	Z



- Basket
- Bonnet
- Bunny
- Candy
- Chick
- Decorate
- Easter
- Egg
- Rabbit
- Tulip



Easter Activity Book

Labyrinth

Trace the right path to help the rabbit hunt the eggs by following the letters of the alphabet in the correct order.



Easter Activity Book

Coloring Time


Enjoy spending some time creating your own artwork by coloring this page.



Easter Activity Book

Tic-Tac-Toe


In pairs, takes turns writing X and O . Try to get 3 in a row



Easter Activity Book

Pencil Control

Start from the dots and carefully trace over the lines from left to right.

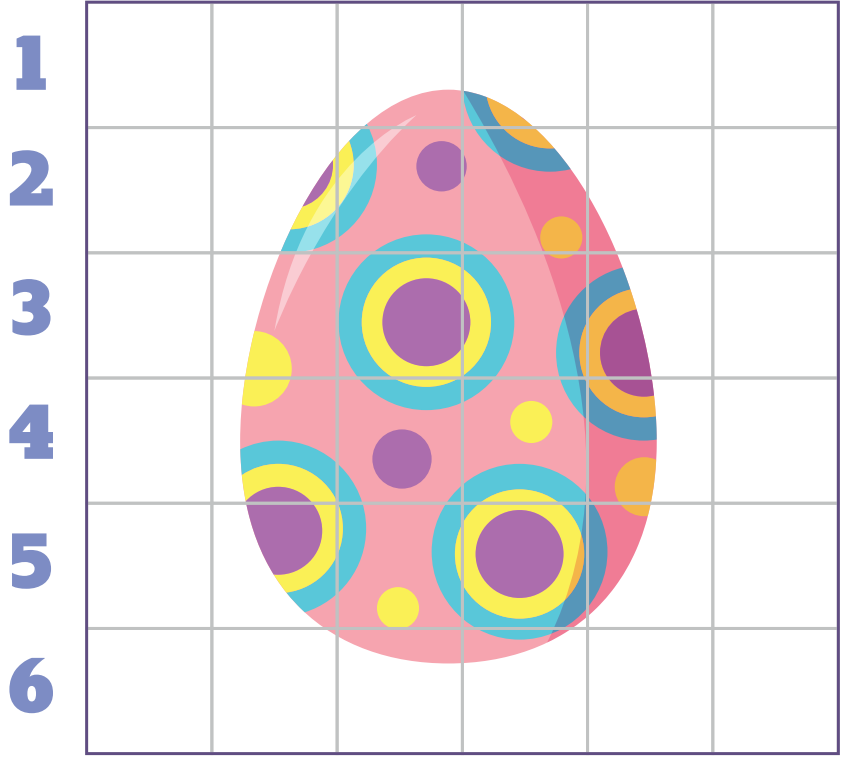


Easter Activity Book

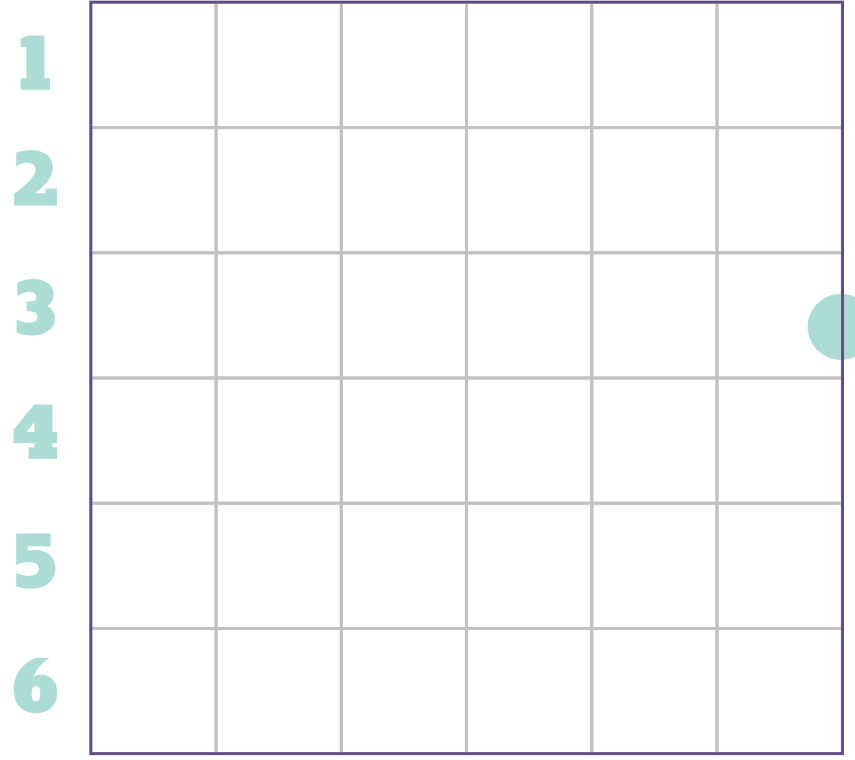
Copy the Picture

Copy the picture square by square using concentration and careful pencil control.

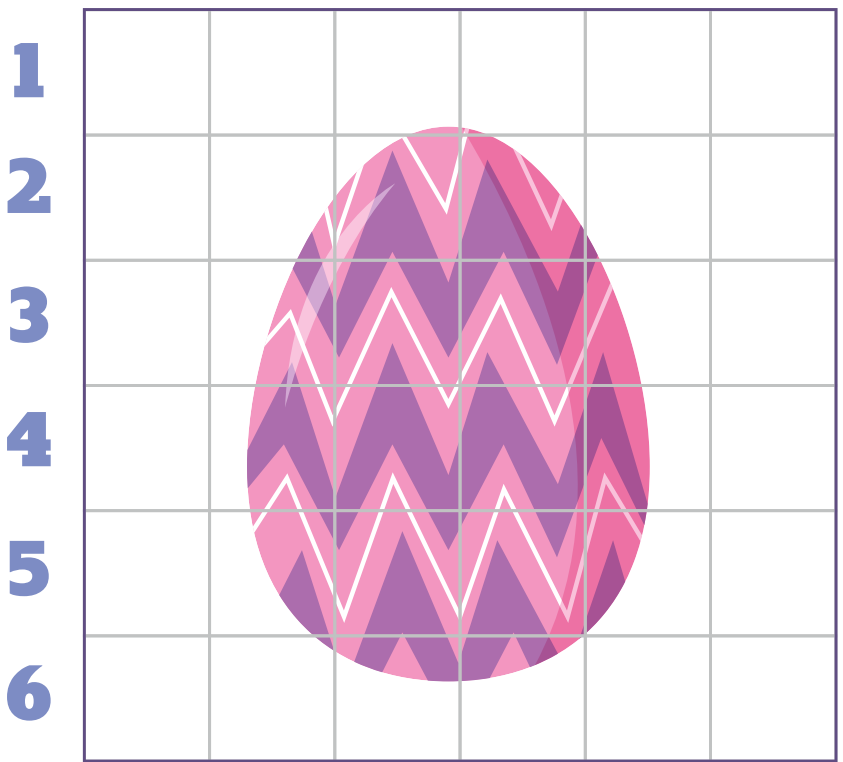
A B C D E F



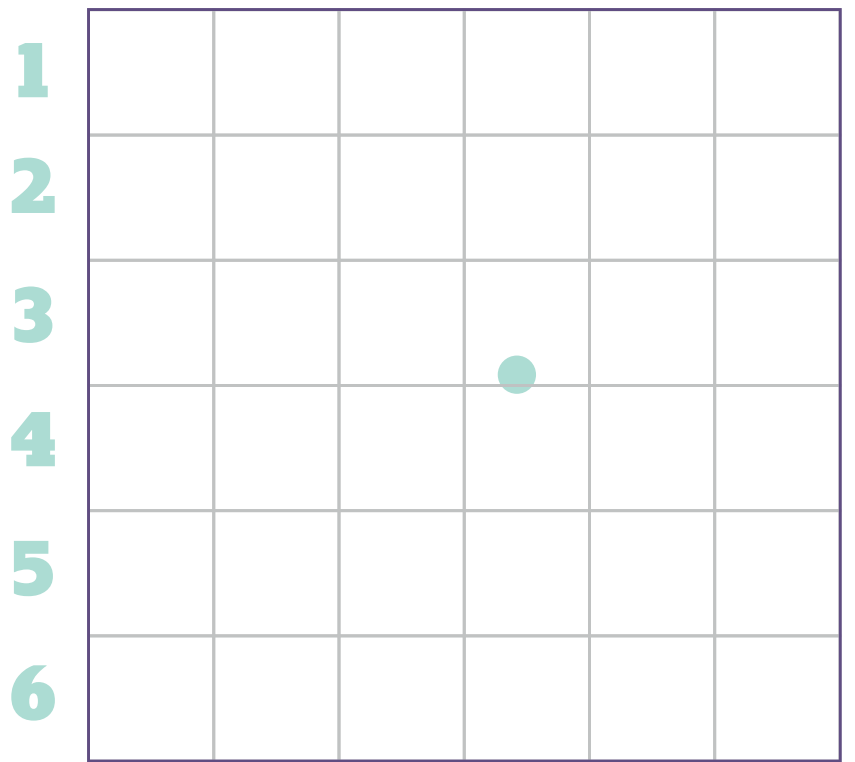
A B C D E F



A B C D E F



A B C D E F



Easter Activity Book

Sort By Size

Look at pictures carefully and match each object with the correct size.

Small

Medium

Big



Easter Activity Book

Comparing the objects

Number The Objects From Tallest To Shortest.

13 _____

12 _____

11 _____

10 _____

9 _____

8 _____

7 _____

6 _____

5 _____

4 _____

3 _____

2 _____

1 _____



The height chart features four rabbits of different heights. From left to right: a pink rabbit sitting on a blue and green striped egg (height ~4.5), a taller pink rabbit sitting on a red and yellow polka-dot egg (height ~8.5), a small grey rabbit sitting on a small brown basket (height ~2.5), and a grey rabbit sitting on a large red and yellow striped egg (height ~4.5). Below each rabbit is an empty square box for numbering.

Easter Activity Book

Math Crossword Puzzle

Fill in the blanks with the correct number to solve the equation.



The crossword puzzle grid contains the following equations:

- Across 1: $2 - \square = 2$
- Across 2: $5 - \square = \square$
- Across 3: $4 + \square = 9$
- Across 4: $3 - 6 = \square$
- Across 5: $\square - 7 = \square$
- Across 6: $9 - \square = 3$
- Across 7: $5 + \square = 8$
- Across 8: $\square - \square = 0$
- Down 1: $\square + \square = \square$
- Down 2: $\square - 1 = \square$
- Down 3: $8 - \square = \square$
- Down 4: $3 + \square = 4$
- Down 5: $\square - \square = \square$
- Down 6: $1 + \square = \square$
- Down 7: $\square - \square = 4$

Decorative elements include a white rabbit with a basket of colorful eggs, a yellow chick on a pink birdhouse, a green watering can with flowers, a basket of eggs, and various flowers and grasses.

Easter Activity Book

Coloring Time

Enjoy spending some time creating your own artwork by coloring this page.



Easter Activity Book

Tic-Tac-Toe

In pairs, takes turns writing X and O . Try to get 3 in a row

